

(ALL DIMENSIONS ARE IN mm)

FIRST ANGLE PROJECTION

97000-91888-1 on 3RD 20.10.10 HS



FIRE WATER TANKS

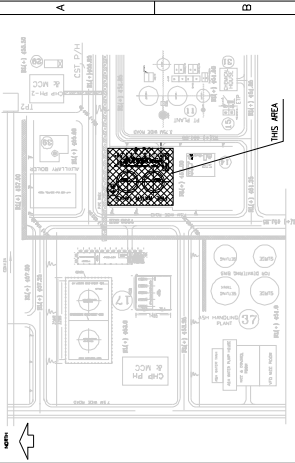
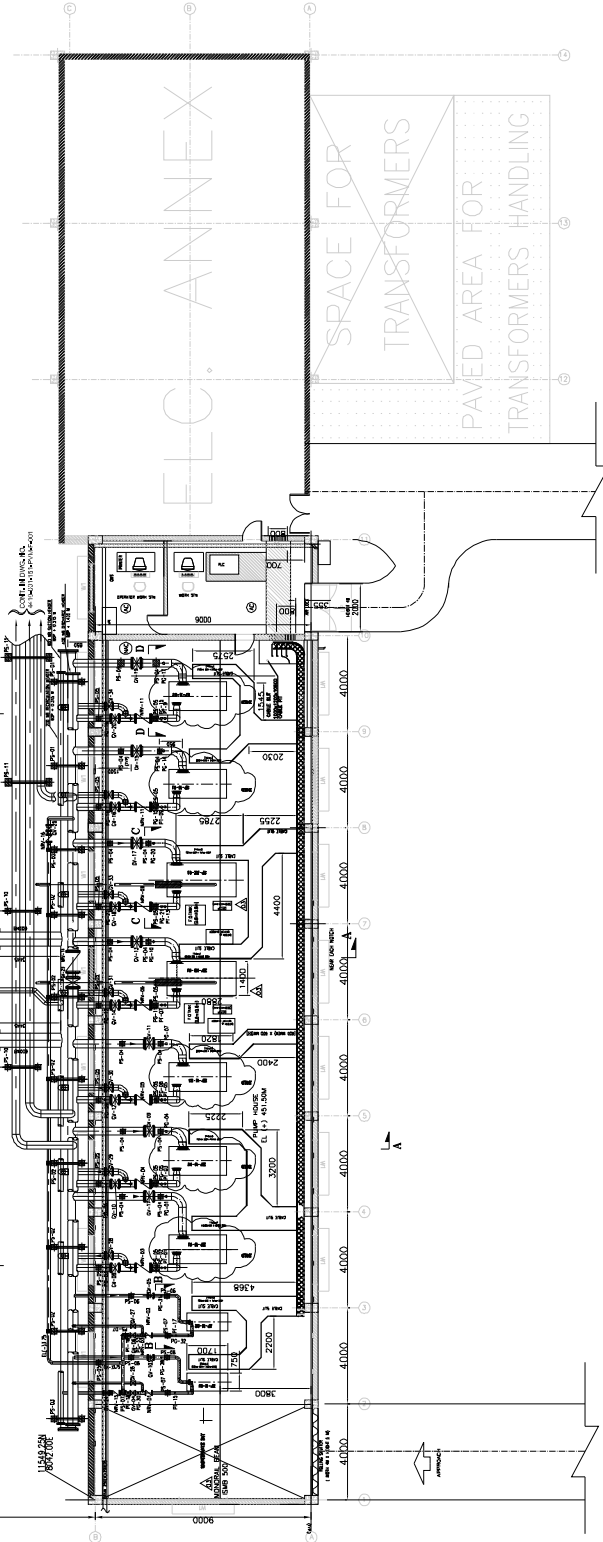
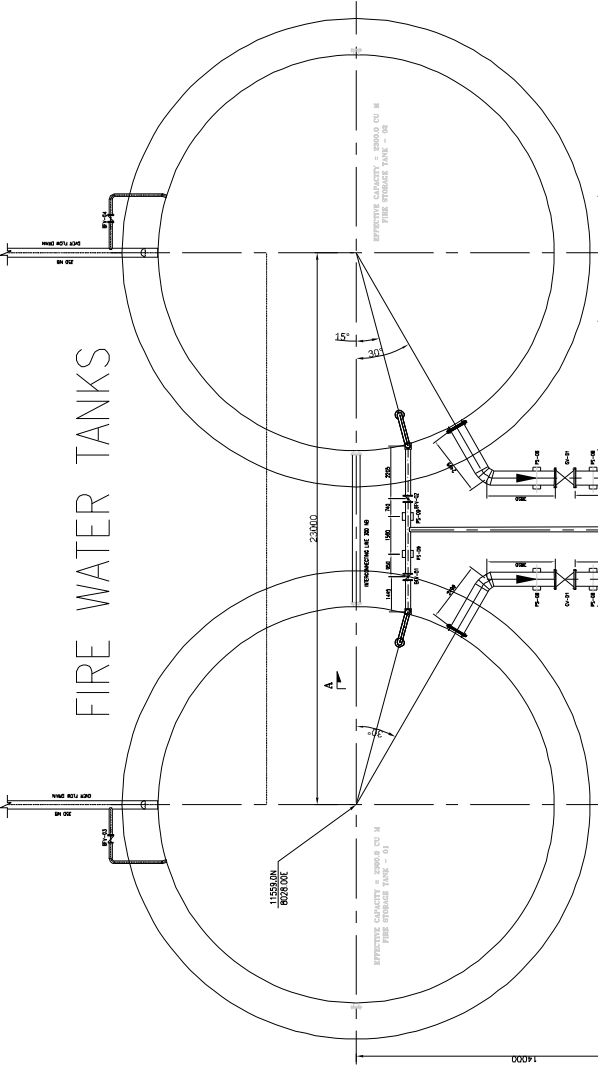
THE INFORMATION ON THIS DOCUMENT IS THE PROPERTY OF BHARAT HEAVY ELECTRICALS LIMITED. IT MUST NOT BE USED DIRECTLY OR INDIRECTLY IN ANY WAY DETRIMENTAL TO THE INTEREST OF THE COMPANY

COMP/TS FILE NAME
138191800075-301-303

SIGN. AND DATE
REF. DRA. NO.

INVENTORY NO.

ALTERED	REV.	DATE	ALTERED	REV.	DATE	ALTERED	REV.	DATE	ALTERED	REV.	DATE
CHD/APPD	ZONE		CHD/APPD	ZONE		CHD/APPD	ZONE		CHD/APPD	ZONE	



KEYPLAN

LEGEND:	DESCRIPTION
1. INVERT	INVERT
2. CABLE TRENCH	CABLE TRENCH
3. CABLE TRAY	CABLE TRAY
4. CABLE TRAY	CABLE TRAY
5. CABLE TRAY	CABLE TRAY
6. CABLE TRAY	CABLE TRAY
7. CABLE TRAY	CABLE TRAY
8. CABLE TRAY	CABLE TRAY
9. CABLE TRAY	CABLE TRAY
10. CABLE TRAY	CABLE TRAY

NOTES

1. ALL DIMENSIONS ARE IN mm.
2. ELEVATION 0.00 CORRESPONDS TO RL(+1) 402.2M ON MAIN PLANT AREA (BOILER AREA). FINISHED GROUND LEVEL IN THIS AREA IS RL(+1451.0M).
3. THE TRENCH SHALL BE SAND FILLED AFTER THE ERECTION OF CABLE.
4. FOR PIPING LAYOUT AND SUPPORT DETAILS INSIDE THE PUMP HOUSE REFER THE DRAWING.
5. CABLE TRAY SHALL BE SUPPORTED FROM STRUCTURAL STEEL MEMBERS AVAILABLE ALONG THE TRAY PATH. WHERE EVER STRUCTURAL STEEL MEMBERS NOT AVAILABLE SUITABLE STRUCTURAL MEMBERS (RHS/DMS) SHALL BE FIRST BE WELDED TO THE NEAREST STRUCTURAL STEEL & THE CABLE TRAY SHALL THEN BE SUPPORTED FROM THESE MEMBERS.
6. ALL THE CABLE OPENINGS IN WALLS FLOORS SHALL BE SEALED WITH CABLE FIRE SEALING SYSTEM MATERIAL AFTER THE COMPLETION OF THE CABLE LAYING.
7. LOCAL CABLING TO ALL OTHER EQUIPMENT SHALL BE ADJUSTED AT SITE TO SUIT CONDITIONS.
8. FUSE CASING SHALL BE PROVIDED FOR THE CONTROL ROOM (IN BETWEEN 4-10 Bay) AT A HEIGHT OF 5 METERS.

REFERENCE DRAWING:-

1. PLOT PLAN : PE-DG-405-100-M001
2. P & ID FOR FIRE WATER PUMP HOUSE : 4410-001-151-PWM-L-004

HOLD:

1. ALL THE PUMP FOUNDATIONS, AS THE ORDERS ARE IN PROCESS.
2. WALL OPENING DETAILS, WILL BE PROVIDED AFTER RECEIPT OF PUMP CA
3. CABLE TRENCH LOCATION WILL BE FINALIZED ALONG WITH PT NO. 1 & 2 ABOVE.

